



## My Cloverbud 4-H Project Summary (Ages 5–7)

My name is: \_\_\_\_\_

I am \_\_\_\_\_ years old and I am in the \_\_\_\_\_ grade.

My address is

Street: \_\_\_\_\_

City or Town: \_\_\_\_\_

State: \_\_\_\_\_ Zip Code: \_\_\_\_\_

I belong to the \_\_\_\_\_ 4-H club.

### Directions

1. Complete your Cloverbud 4-H Project Report and submit it at the end of the 4-H year in a folder.
2. Put all of your project records, books, activity sheets, and other items from the project in the folder, too.
3. Your book will be reviewed and you will receive recognition for your participation.

Written by the Florida 4-H Awards and Recognition Task Force, GERALYN SACHS, 4-H regional specialized agent, and LAURA CASH, 4-H Extension agent, UF/IFAS Extension Volusia County, chairs; UF/IFAS Extension 4-H Youth Development Program, Gainesville, FL 32611.

An Equal Opportunity Institution. 4-H is the nation's largest youth development organization. Over 230,000 members in the State of Florida help to make up the community of more than 6.5 million young people across America. 4-H is a non-formal, practical educational program for youth. Florida 4-H is the youth development program of Florida Cooperative Extension, a part of the University of Florida/IFAS.

## I chose to work on these projects this year:

1. \_\_\_\_\_
2. \_\_\_\_\_
3. \_\_\_\_\_

## Why did you choose these projects?

---



---



---

Answer the questions by putting checks in the boxes.

Did you learn how to say the American Pledge?	Yes	<input type="checkbox"/>	No	<input type="checkbox"/>
Did you learn how to say the 4-H Pledge?	Yes	<input type="checkbox"/>	No	<input type="checkbox"/>
Did you thank your club leader(s)?	Yes	<input type="checkbox"/>	No	<input type="checkbox"/>
Did you participate in community service? If so, what did you do? _____	Yes	<input type="checkbox"/>	No	<input type="checkbox"/>
Did you do a 4-H demonstration for your club and/or county? If so, what was it about? _____	Yes	<input type="checkbox"/>	No	<input type="checkbox"/>
Did you exhibit something you made? If so, what was it? _____	Yes	<input type="checkbox"/>	No	<input type="checkbox"/>

## My Cloverbud 4-H Project Story

Some of my favorite project activities this year were

---

---

---

---

---

This year I learned to

---

---

---

---

---

Next year I want to learn about

---

---

---

---

---

## My Cloverbud 4-H Project Pictures

You may draw pictures of your project(s) activities or paste photos of them.



Date: \_\_\_\_\_


What is happening in your picture?

---

---

---

---



Date: \_\_\_\_\_

What is happening in your picture?

---

---

---

---




Date: \_\_\_\_\_

What is happening in your picture?

---

---



Date: \_\_\_\_\_

What is happening in your picture?

---

---




Date: \_\_\_\_\_

What is happening in your picture?

---

---



Date: \_\_\_\_\_

What is happening in your picture?

---

---

## My Cloverbud 4-H Project Report Checklist (Ages 5–7)

Name: \_\_\_\_\_

Club: \_\_\_\_\_

Project Area(s): \_\_\_\_\_

Section Completed (✓)	Sections	Remarks
<b>PROJECT PARTICIPATION AND ACTIVITIES</b>		
	<b>Project Participation:</b> Was at least one project chosen?	
	<b>Activities:</b> Did the youth participate in various activities and events such as exhibits, community service, and public speaking?	
<b>PROJECT REFLECTION</b>		
	<b>Learning Experiences:</b> Did the youth list favorite project activities while completing the project?	
	<b>Knowledge Gained:</b> Did the youth exhibit what was learned in the project area?	
	<b>Future Plans:</b> Did the youth indicate what he/she wants to learn about in the future?	
<b>PROJECT ATTACHMENTS</b>		
	<b>Project Illustrations or Photographs:</b> Did the youth document the project using illustrations and/or photographs with captions?	
	<b>Project Records:</b> Did the youth include a completed project/record book, activity sheets, or other educational materials completed during the learning experience?	

Evaluator: \_\_\_\_\_